


want to:



STEP 1

STEP 1: Apply for admission

Apply to ELP for admission

- ◁ If accepted, you will receive a Letter of Acceptance.
- ◁ If you are planning to study for more than one term, you may wish to register for all the terms that you plan to study in ELP & get a confirmation of registration. To get a confirmation of registration, you will have to pay a \$500 tuition deposit for each term. Contact the ELP at infoelp@uwinnipeg.ca for more information.

Apply to degree/diploma program for admission

- ◁ If you plan to study in a degree/diploma program at the University of Winnipeg after ELP, you should apply to that program. If accepted, you will receive a conditional Letter of Acceptance.

STEP 2

STEP 2: Get documents

To apply for a Study Permit, you must complete application forms and provide the following supporting documents:

- ◁ Form: Application for a Study Permit Made Outside of Canada (IMM 1294);
- ◁ Form: Family Information (IMM 5645);
- ◁ Letter of Explanation;
- ◁ A Letter of Acceptance from the ELP at the University of Winnipeg;
- ◁ A Letter of Acceptance from the University of Winnipeg (undergraduate, graduate, or PACE program), if applicable;
- ◁ A valid passport;
- ◁ Two photos meeting IRCC specifications (or a digital photo if an online application); and
- ◁ Evidence that you have enough money to pay for your studies and to support yourself while in Canada.

The application fee for a Study Permit is \$150 CAD.

You may also need to:

- ◁ have a medical exam (<http://www.cic.gc.ca/english/information/medical/medexams-temp.asp>);
- ◁ submit an original copy of a police certificate/check (<http://www.cic.gc.ca/english/information/security/police-cert/intro.asp>);
- ◁ get your biometrics taken (<http://www.cic.gc.ca/english/visit/biometrics.asp>); and/or
- ◁ complete more forms or give extra documents.

Check the instructions for the Visa Office to which you are applying for more information about the documents you need (Under 'Apply on paper', select your country of citizenship or residence):

<http://www.cic.gc.ca/english/information/applications/student.asp>.

What type of Letter of Acceptance should I use to apply for a Study Permit?

If you are going to study in ELP for more than 1 term:

- < Letter of Acceptance (required) & confirmation of registration for all terms that you plan to study in ELP (recommended)

If you are going to study in ELP for 1 term (or more) and then take a degree/diploma program:

- < Letter of Acceptance (required) & confirmation of registration for all terms that you plan to study in ELP (recommended)
- < Conditional Letter of Acceptance from The University of Winnipeg (Undergraduate, PACE, Graduate program) (recommended)

To get a confirmation of registration, you will have to pay a \$500 tuition deposit for each term. Contact the ELP at infoelp@uwinnipeg.ca for more information.

If you are going to travel in Canada before starting one term of ELP OR you are going to study for 1 term in ELP but think that you may want to study more:

- < Letter of Acceptance from ELP (required)
- < Detailed letter of explanation: Letter should explain why you are applying for a study permit when you have only been accepted to a program less than 6 months (i.e: I think that I would like to study longer than 6 months in Canada and understand that it is better to apply for a Study Permit outside of Canada if I think I may wish to study for a longer period).

What type of documents should I show to prove I have enough money to study in Canada?

Immigration, Refugees, and Citizenship Canada (IRCC) states that you can prove that you have enough money to support yourself in Canada by showing some of the following:

- < Proof of a Canadian bank account in your name if money has been transferred to Canada;
- < Proof of a student/education loan from a financial institution;
- < Your bank statements for the past four months (or bank statements from a person who is providing you with money);
- < Bank draft in convertible currency;
- < Proof of payment of tuition and accommodation fees
- < A letter from the person or institution providing you with money; and
- < Proof of funding paid from within Canada if you have a scholarship or are in a Canadian-funded educational program.

The following table shows the amount of money that you must prove you have access to in order to meet financial requirements.

Number of persons	All provinces
Single student	Tuition plus \$10,000 CAD for a 12-month period (or \$833 per month)
+ one family member	\$4,000 CAD for a 12-month period (or \$333 per month)
+ each additional family member	\$3,000 CAD for a 12-month period per dependent child of any age (or \$255 per month)

Tips:
<

Page 3: YOU NEED
A STUDY PERMIT

How do I apply for a Temporary Resident Visa (TRV) or Electronic Travel Authorization (eTA)?

Page 6: YOU NEED
A STUDY PERMIT


- ◁ If you are applying for a Study Permit, a TRV or eTA will be given automatically if your study permit application is approved.


I have not decided if I want to study for 1 term or many terms. Should I apply for a Study Permit?

- ◁ If you are not sure whether or not you want to study for one term or more terms, you may want to apply for a Study Permit before you come to Canada because in most situations, your first study permit must be applied for at a visa office outside of Canada⁵.

Where can I get more information?

- ◁ General Information: <http://www.uwinnipeg.ca/student/intl/visas-study-permits.html>.
- ◁ Immigration, Refugees, and Citizenship Canada (IRCC) website at: www.cic.gc.ca
- ◁ Employment/Working in Canada:





The University will not contact the Visa Office or Canadian Consulate in order to speed up the processing of your application or advocate for the approval of your application. Also, The University will not submit an application to IRCC on your behalf.




STEP
6

STEP 6: Come to Canada & begin studies

How can I get ready for coming to Canada?

- < Apply for and get all of the required immigration documents (TRV, if required; ETA, if required, Passport, etc.)⁶;
- < Gather all of the recommended supporting documents (i.e.: Proof of Financial Means, Proof of Acceptance or Enrolment, etc.); and
- < Read ISS's information sheet 'Entering Canada':



Winnipeg is a Designated Learning Institution (DLI) and our DLI number is: O19147986012.

I have not decided if I want to study for 1 term or many terms. Should I apply for a Study Permit?

- < If you are not sure whether or not you want to study for one term or more terms, you may want to apply for a Study Permit before you come to Canada because in most situations, your first study permit must be applied for at a visa office outside of Canada⁸.
- < ELP students who are only studying for one term in Academic level 5 of the ELP & have a conditional letter of acceptance to a degree/diploma program at the university, may be eligible to come to Canada