


# President's Report

## To The University of Winnipeg Board of Regents

2021-2022



# President's Report

to The University of Winnipeg Board of Regents

## Strategic Directions

Academic Excellence and Renewal	1
Student Experience and Success	5
Indigenization	9
Research Excellence, Knowledge Mobilization and Impact	13
Financial and Institutional Resilience	17

## Year in Review

2020–2021 Highlights	21
COVID-19 Response	22



# Strategic Direction: Academic Excellence and Renewal

COVID-19 continued to present UWinnipeg with a series of challenges throughout the 2021-22 academic year. Despite these challenges, UWinnipeg faculty succeeded at providing high-quality educational experiences, both in-person and online. Enrolment remains stable, and we continue to attract new students from around the world. Nearly 1600 international students were registered in the fall of 2021.

In new programming, the 2021 academic year also introduced a new Bachelor of Arts in Indigenous Languages, with its first cohort of three students registering in the fall term. In the past year, the University of Winnipeg celebrated the 100th anniversary of the founding of the University of Winnipeg. The University of Winnipeg is proud to have been a part of the centennial celebrations. The University of Winnipeg is committed to providing a high-quality educational experience for all students. The University of Winnipeg is committed to providing a high-quality educational experience for all students. The University of Winnipeg is committed to providing a high-quality educational experience for all students.

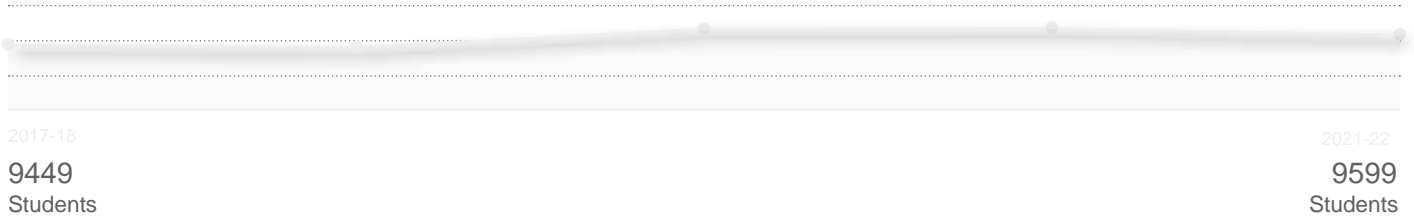
## Reimagining How We Teach Math

Dr. Anna Stokke is an ambassador for math education whose high standard of teaching and research inspires student success.

Her commitment to teaching excellence has been recognized with a series of

## Student Headcounts and Demographics

### Undergraduate and Graduate Headcount <sup>1</sup>



9599

Undergraduate/Graduate Students <sup>2</sup>

---

- 85.6% Domestic Students  
96.3% from within Manitoba

---

- 14.4% International Students

---

- 74.4% Under the age of 25

---

- 62.4% Female

---

- 24.6% Part-time

---

- 9.9% Indigenous

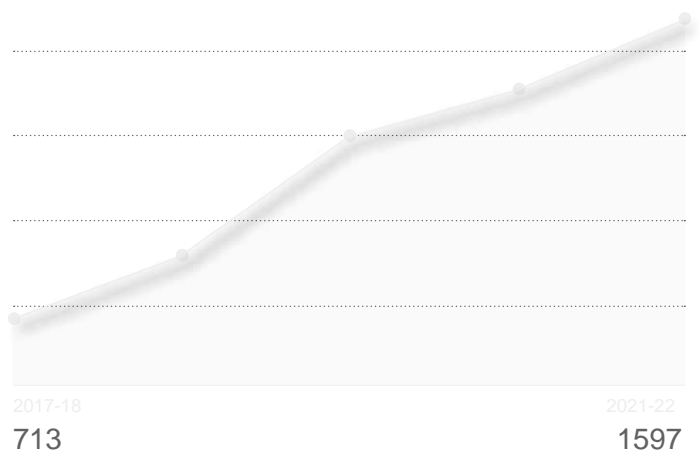
---

- 3.0% Graduate Students
  - 14 Programs
  - 4 Joint Master's Programs
  - 281 Students
  - 88 Students Graduated

### Program Headcounts <sup>3</sup>



### International Undergraduate and Graduate Student Headcount <sup>4</sup>



### 2021 Top 4 Countries Headcount:

India .....	745	Bangladesh .....	44
Nigeria .....	123	China .....	40

<sup>1</sup> Source: UWinnipeg's Student Information System. Data includes undergraduate and graduate students who were registered at UWinnipeg for the Fall Term (September - December) as of November 1.


<sup>2</sup> Source: UWinnipeg's Student Information System. Students have the opportunity to self-identify their gender and/or their Indigenous ancestry on their application to UWinnipeg. Part-time status is defined as a student who is registered for less than 9 credit hours in a term. Age is calculated based on the students' birth year as indicated on their application form. Data is as of November 1. Domestic students from Manitoba references students who graduated from a secondary institute in Manitoba.

<sup>3</sup> Source: PACE and Collegiate student information systems

<sup>4</sup> Source: UWinnipeg's Student Information System (SIS). Data is as of November 1.




UWinnipeg Faculty and Staff Equity, Diversity, and Inclusion <sup>1</sup>



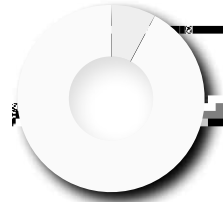
Identify as a Women

Total Staff	51.2%
Academic Staff	44.4%
Senior Executive	56.0%
Support Staff	56.1%




Identify as Indigenous

Total Staff	6.6%
Academic Staff	4.2%
Senior Executive	12.0%
Support Staff	7.9%



Identify as a Person With a Disability

Total Staff	8.0%
Academic Staff	10.1%
Senior Executive	0.0%
Support Staff	7.1%



Identify as a Member of a Racialized Community

Total Staff	16.3%
Academic Staff	14.9%
Senior Executive	16.0%
Support Staff	18.0%

Proportion of Academic Staff Who Identify as Women

Professor	43%
Associate Professor	40%
Assistant Professor	52%
Lecturer/Instructor	44%

UWinnipeg Library Renewal  
Working with Indigenous Design Lead and Senior Architect Ryan Gorrie of Brook

356

Academic Staff Total  
35 new hires  
and 15 departures  
in 2021-2022 <sup>2</sup>

<sup>1</sup> Source: UWinnipeg Human Resources (HR). Headcount data as of October 1. HR administers an equity data collection program which requests each new salaried employee to complete a short seven-question survey. In late 2021 and early 2022, employees were invited to participate in the 2021 Equity Census update. It was noted that a number of new employees chose not to participate in the Equity Census. These lower response levels may have affected our representation data in some categories. Senior Executive includes the President and Vice-Chancellor, VPs, AVPs, General Counsel, Deans, Associate Deans, Senior Executive Officer & Advisor to the President and Indigenous Academic Lead. Academic staff includes employees holding an Academic rank, including Faculty, Librarians and Coaches holding Tenure, Probationary, Continuing or Term appointments. Departures include resignations, retirements and End of Term.

# Strategic Direction: Student Experience and Success

The 2021-22 academic school year saw students returning to campus in the fall and spring/summer terms. COVID-19 vaccine

## 2021 Undergraduate Degrees by Faculty <sup>1</sup>

---

% of total undergraduate degrees conferred

## Debt from Financing Education <sup>2</sup>

---

● No debt	61%
● Less than \$5,000	4%
● \$5,000 to \$9,999	6%
● \$10,000 to \$14,999	7%
● \$15,000 to \$19,999	14%
● \$20,000 to \$24,999	7%
● \$25,000 to \$29,999	1%
● \$30,000 to \$34,999	1%
● \$35,000 to \$39,999	1%
● \$40,000 to \$44,999	1%
● \$45,000 to \$49,999	1%
● \$50,000 to \$54,999	1%
● \$55,000 to \$59,999	1%
● \$60,000 to \$64,999	1%
● \$65,000 to \$69,999	1%
● \$70,000 to \$74,999	1%
● \$75,000 to \$79,999	1%
● \$80,000 to \$84,999	1%
● \$85,000 to \$89,999	1%
● \$90,000 to \$94,999	1%
● \$95,000 to \$99,999	1%
● \$100,000 or more	1%

\$5,170,000 / Sp14,999,070 / Sp14,7659

**74%**  
of students who started in 2020, returned in 2021. <sup>3</sup>

**46%**  
of students who started in 2014, graduated by the end of 2021. <sup>2</sup>



**86%**  
of graduating students report being satisfied with the quality of teaching they received. <sup>3</sup>

## Shooting for the stars

If you told Nathalie Turenne seven years ago that she'd be working with the National Aeronautics and Space Administration (NASA), she wouldn't have believed it.

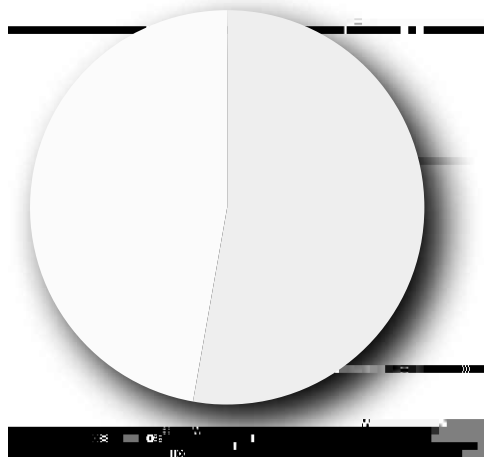
Everything changed when Nathalie took a second-year mineralogy class with Dr. Ed Cloutis and was asked to work in his research lab, The Centre for Terrestrial and Planetary Exploration.

This led to an opportunity for her to work with NASA as the SuperCam instrument rep on the Mars Perseverance rover, and the chance to be their Science Payload Uplink Lead, where she chooses rock targets and works with engineers to uplink activities, and Campaign Implementation Lead, where she plans the rover's activities in advance.

Turenne began her Bachelor of Science in Environmental Studies in 2014. She is now in the first cohort of students in UWinnipeg's Master of Science in Environmental and Social Change program. She was thrilled to be a 2022 Louis Riel Bursary recipient which gives her more time to pursue her academic goals and work toward her dream career in planetary science.

## Work-Integrated Learning

---



Experiential learning opportunities include:

- › co-op
- › practicum
- › internship
- › service learning

## Strategic Direction: Indigenization

Indigenous student enrolment continues to be strong. Fall 2021 enrolment saw the highest number of Indigenous students enrolled on record, at 995.

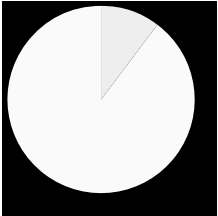
We now offer 70 unique courses that fulfill the Indigenous Course Requirement (ICR). As of the end of the 2020-21 academic year, 4,999 students had completed the ICR component of their studies.

The Bachelor of Arts Program in Indigenous Languages was launched in the fall of 2021. The program is the first of its kind in Manitoba. It will provide students with the tools and knowledge to communicate, research, and advocate for Indigenous languages, such as Cree and Ojibwe.

In September, UWinnipeg lit up the campus in orange to recognize the National Day for Truth and Reconciliation, a national holiday for the first time this year. Virtual and in-person programming throughout the week was dedicated to learning from Indigenous peoples and cultures and honouring residential school Survivors.

## Indigenous Representation

---



● First Nations	47.7%
● Inuit	0.5%
● Métis	51.1%

<sup>1</sup> Source: UWinnipeg Student Information System (SIS). Students have the opportunity to self-identify their Indigenous ancestry on their application to UWinnipeg. Data are as of November 1.

<sup>2</sup> Source: UWinnipeg Human Resources (HR) as of October 1.

<sup>3</sup> Source: UWinnipeg Student Information System (SIS). A student's Faculty is determined by their self-declared major as of November 1. Percentages may not add up to 100% due to rounding.

## Academic Programs and Initiatives

Left to right: Dr. Cathy Mattes, Kishaadigeh Collaborative Research Centre, Dr. Jaime Cidro

**Miyeu Pimaatshiwon, Beading, and Métis Kitchen Table Talk**  
 Dr. Cathy Mattes created an experimental course open to undergraduate and graduate students which allowed her to bring Métis culture into the classroom. Central to the course teachings was Miyeu Pimaatshiwon, which means the way to a good and enriching life in the Michif language. The concept set the tone for the course, opening space for dialogue and joint learning while maintaining focus on Métis culture, history, and art practices.

**Indigenizing Chemistry at The University of Winnipeg project**  
 The Royal Society of Chemistry has recognized Canada Research Chairs Dr. Christopher Wiebe and Dr. Jaime Cidro's Indigenizing Chemistry at The University of Winnipeg project and has provided a grant in support of Indigenous-based scholarship and research. Dr. Wiebe is planning to invite outside lecturers in Indigenous chemistry to provide guidance, looking to Indigenous communities for insight before creating new course materials and programming.

**Aabijjiwan New Media Lab and Kishaadigeh Collaborative Research Centre**

The Kishaadigeh Collaborative Research Centre is a bright, open space designed for workshops, intergenerational gatherings, dialogues, and creative research, which is co-directed by Dr. Jaime Cidro and Dr. Julie Nagam. The Aabijjiwan New Media Lab, houses four separate labs, each equipped with technologies that have a specific production focus to support artistic and innovative residencies and projects. This includes 3D printers, VR gear, embroidery and sewing machines, green screen, sound, and much more.

**Indigenous Language Program**

UWinnipeg now offers a Bachelor of Arts in Indigenous Languages. The program is the first of its kind in Manitoba and provides students with the tools and knowledge to communicate, research, and advocate for Indigenous languages, such as Cree and Ojibwe.

### Indigenous Course Requirement (ICR) <sup>1</sup>

Students must take at least 3 credit hours from a list of courses approved by Senate. They may choose from a number of courses in which the greater part of the content is local Indigenous material — derived from or based on an analysis of the cultures, languages, history, ways of knowing or contemporary reality of the Indigenous peoples of North America.

Faculty of Arts	59 Approved Courses
Faculty of Science	9 Approved Courses
Business and Economics	1 Approved Course
Education	1 Approved Course

4,999 students have fulfilled their ICR since 2016

<sup>1</sup> Source: UWinnipeg Student Information System (SIS).  
 Data as of August 31, 2021




## Partnerships and Community

---

### Canadian Reconciliation Barometer

As part of collaborative research between the University of Manitoba, the University of Victoria, and UWinnipeg, 3,225 Indigenous and non-Indigenous people were polled on 13 indicators of reconciliation including: Good understanding of the past and present; Acknowledgement of ongoing harm; Respectful relationships; Personal equality; and Systemic equality. The results of the poll have been published in the project's first report.





2021-22 Research at UWinnipeg

Dr. Julie Nagam

Dr. Nagam received a \$2.5 million SSHRC grant to help fund the “Spaces Between Us” project. The project aims to examine different models and methodologies in digital and new media, and to create new models for institutions and cities to engage underserved members of marginalized communities, leading to the creation of new knowledges, advanced training opportunities, capacity building, higher enrolment in education, and Indigenous cultural resurgence. Collaborating across time zones, the research team plans to produce six publications; exhibitions; nine site-specific incubators; four summer institutes; land-based and creative workshops; symposia; residencies; and a series of virtual programming; all of which is designed to reach beyond academic circles to engage the community and create new outreach opportunities.

As Canada Research Chair in Indigenous Arts, Collaboration and Digital Media and an associate professor in UWinnipeg's Department of History of Art, Nagam is interested in how public spaces – such as universities and downtown cores – can be transformed to forge new relationships between Indigenous and non-Indigenous communities in Canada and internationally.

8

Canada Research Chairs and 9 new or renewed postdoctoral contracts <sup>1</sup>

320

Research Assistants<sup>2</sup>



#1

for graduate student research intensity two years in a row<sup>3</sup>

Dr. Yadira Chinique de Armas  
(Anthropology)

Dr. Chinique de Armas and recent graduate Kaitlyn Hanson (BSc, Hons 2021) are part of a team of researchers developing a new, innovative approach to understanding ancient infant feeding behavior. While studying the burials of Bacuranao I, a prehistoric Indigenous population from Mayabeque, Cuba, the research team developed and applied a novel approach that combines different isotope systems and tissue types, providing a much more detailed and precise reconstruction of ancient infant feeding practices such as exclusive breastfeeding, the introduction of weaning foods, and the timing of the overall weaning process.

Dr. Caleb Hasler  
UWinnipeg biologist and  
Chancellor's Research Chair  
Dr. Caleb Hasler has partnered  
with Derek Kroeker and Eric  
Mullen at Province of Manitoba's  
Agriculture and Resource  
Development division, Ryan  
Suffron at Travel Manitoba, Dr.  
Kenneth Jeffries at University of  
Manitoba and Dr. Steve Cooke at  
Carleton University to investigate  
how recreational shing

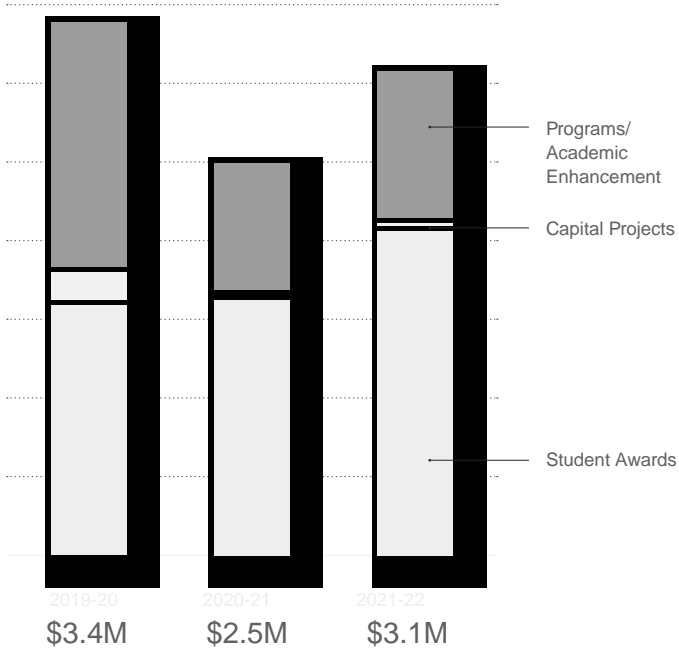
## Strategic Direction: Financial and Institutional Resilience

UWinnipeg introduced a modest 3.75% tuition increase for the 2021-22 academic year. This year's budget also included a 1.8% reduction in the base operating grant from the provincial government. Substantial revenue was lost from campus operations due to COVID-19 -- most notably in ancillary services like housing, parking, printing, and recreational space rental.

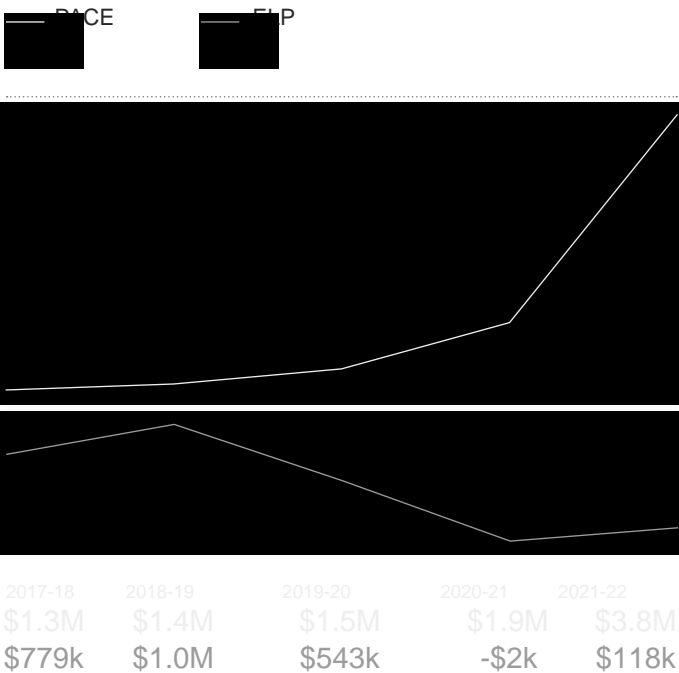
PACE remains a source of funding stability, even during the



UWinnipeg Foundation Fundraising <sup>1</sup>



PACE and ELP Contributions <sup>2</sup>



STEAM program receives federal funding  
 Thanks to the CanCode program, The Wii Chiiwaakanak Learning Centre received \$367,000 in Government of Canada funding to support STEAM outreach programming from January 25, 2022 to March 31, 2024.

This funding allows the Centre to continue offering digital literacy programming, such as YouTuber, animation, and coding programs, as well as Science Explorers and Science Kids on Campus. Last year, 56 students participated in the camp. Thanks to this year's funding, they can now accommodate a minimum of 150 students, giving more children in the community the opportunity to participate.

The University of Winnipeg Foundation was a vital fundraising partner in support of Wii Chiiwaakanak Learning Centre's programming and services.

"Any programming connecting youth around us with opportunities to advance their academic knowledge and ability to excel is worth pursuing and we are humbled and thrilled to be part of it."

Javier Schwersensky  
 CEO, UWinnipeg Foundation

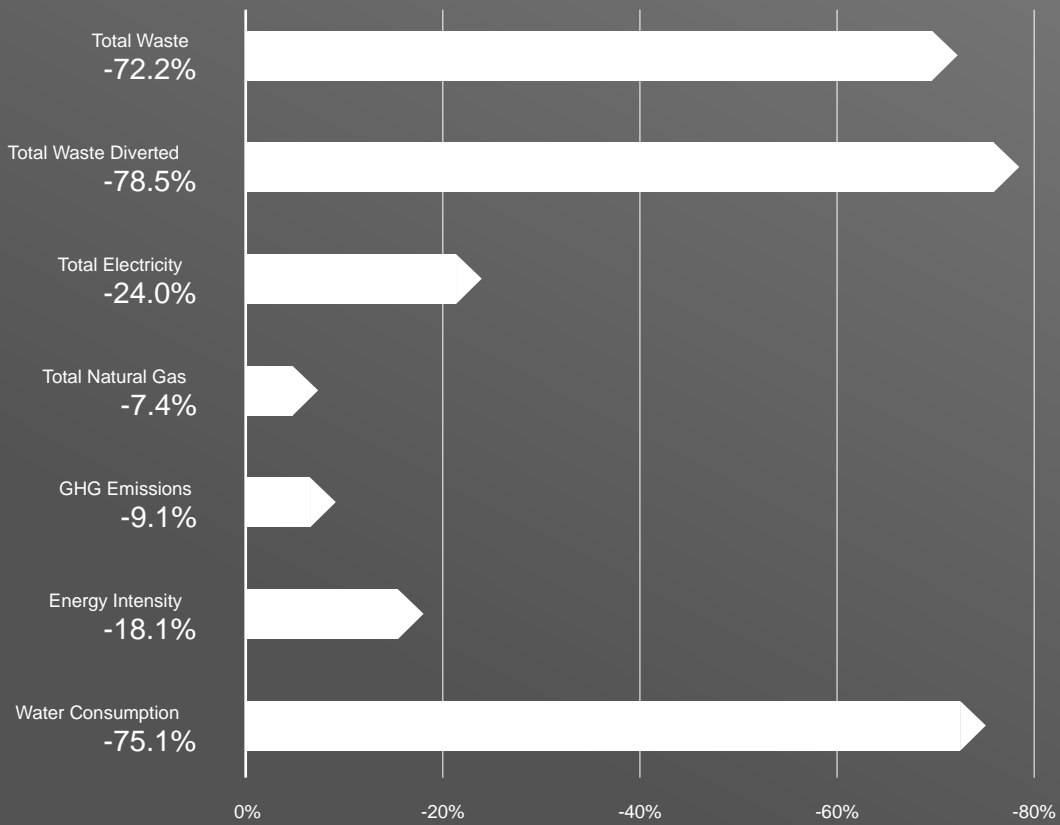
<sup>1</sup> Source: The University of Winnipeg Foundation. Data are for the fiscal year (April 1 - March 31). Programs and Academic Enhancements includes fundraising for community and corporate chairs, as well as for 32 additional funds.  
<sup>2</sup> Source: University of Winnipeg Financial Services. Data are for the fiscal year.



## Campus Sustainability Performance Measures

---

Sustainability performance indicators for the 2020-21 FY were calculated in late 2021. FY2020 saw the lowest campus energy and waste performance on record due to low campus populations throughout the COVID-19 pandemic. Looking forward, this information will provide a baseline



# Year in Review 2021–2022

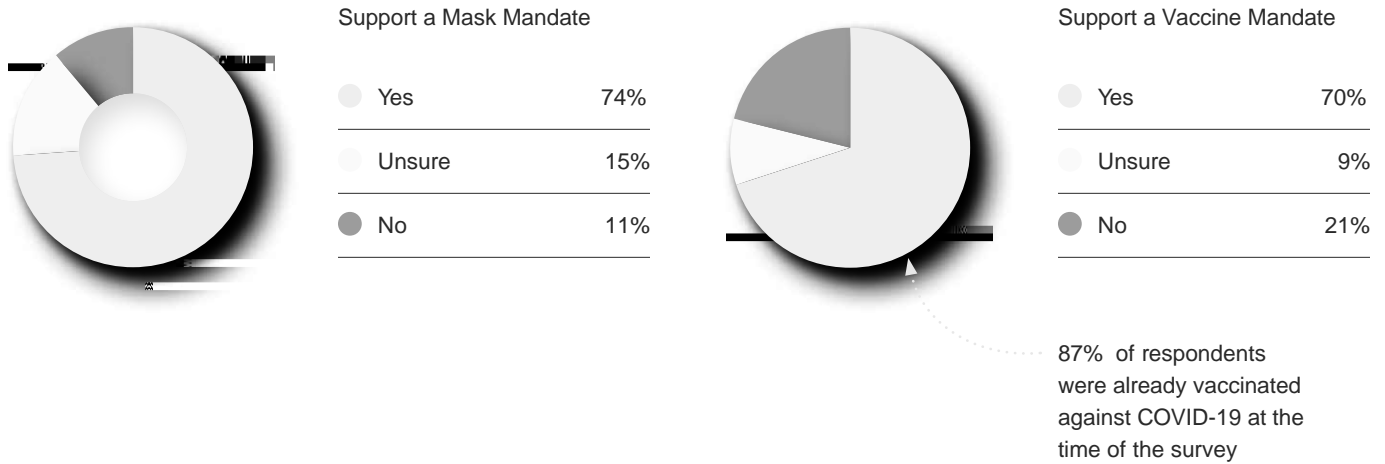
## On the Move

- › Dr. Todd Mondor was appointed Tenth UWinnipeg President. Dr. Mondor's term started April 1, 2022 and runs through June 30th, 2027. Prior to joining UWinnipeg, Dr. Mondor spent more than two decades in multiple academic and

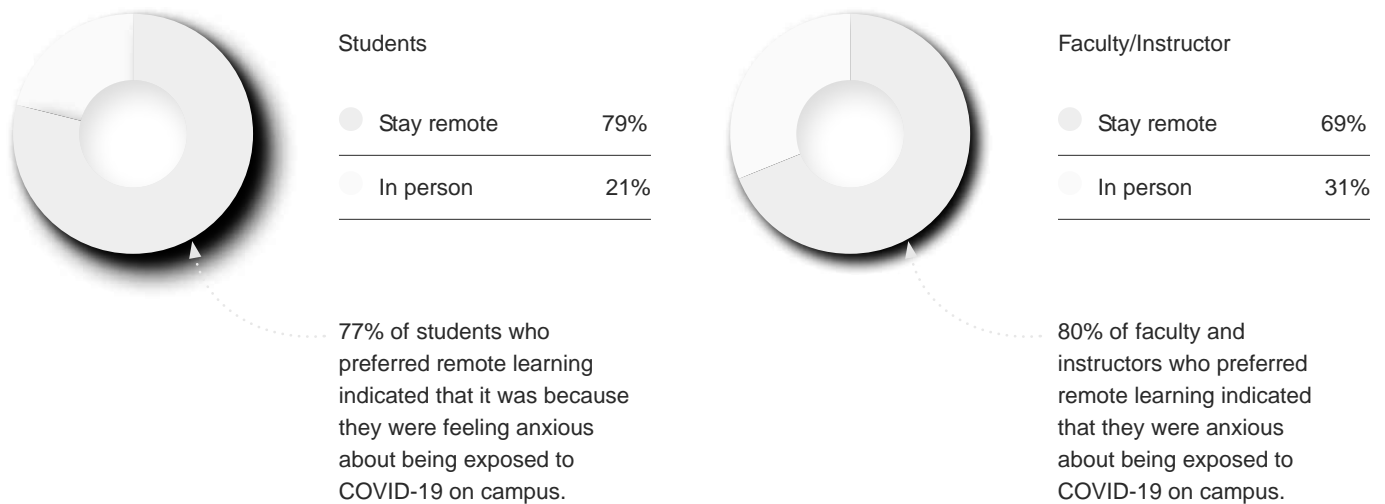
## COVID-19 Response

Faculty, staff, and students were invited to participate in institutional decision-making around how best to respond to the changing context of the COVID-19 pandemic throughout the 2021-22 academic year. This was done through the use of surveys which tried to gauge the level of support for vaccine and mask mandates and for the appropriate balance of in-person versus online learning.

### UWinnipeg Faculty and Staff COVID-19 Safety Survey <sup>1</sup>




### Return to Campus Survey <sup>2</sup>



<sup>1</sup> The Faculty & Staff COVID-19 Safety Survey was launched on August 13th and closed on August 20th. 990 employees completed the survey. The estimated response rate is 83%.

<sup>2</sup> The Return to Campus Survey was launched in January 2022. 5305 students participated in the survey (~55% response rate). 825 Faculty and Instructors participated in the survey (~69% response rate).



WINNIPEG, MANITOBA, CANADA

CONSOLIDATED FINANCIAL STATEMENTS

FOR THE YEAR ENDED MARCH 31, 2022

THE UNIVERSITY OF WINNIPEG  
CONSOLIDATED FINANCIAL STATEMENTS  
FOR THE YEAR ENDED MARCH 31, 2022

	<u>PAGE</u>
Management Report	1
Independent Auditor's Report	2
 <u>Financial Statements</u>	
Consolidated Statement of Financial Position	5
Consolidated Statement of Operations and Accumulated Surplus	6
Consolidated Statement of Changes in Net Debt	7
Consolidated Statement of Cash Flows	8
Notes to the Consolidated Financial Statements	9

THE UNIVERSITY OF WINNIPEG



,1.( --1 BO 0OUBSJP MJNJUFE MJBCJMJUZ QBSUOFSTIJQ BOE NFNCFS GJSN PG UIF ,1.( HMPCBM PSHBOJ[BU  
NFNCFS GJSNT BGGJMJBUE XJUI ,1.( \*OUFSOBUJPOBM -JNJUFE B QSJWBUF &OHMJTI DPNQBOZ MJNJUFE C  
,1.( \$BOBEB QSPWJEFT TFSWJDFT UP ,1.( --1







# \$ % & ' & ! " \$ % & (

! " ! ! ! " !

' & & ' ) \* \* + ) % ( ' & , - \$ . \$ ) ' \$ ' & / \* # \* & \* ' ' \* ( . \$ \* & ( \$ 0 # \* & & ( \* 1 % ' / ) \* & 2 3 4 5 2 5 6 4  
\$ % & \* \* ' / 7 ) \* 3 8 5 3  
\$ . \$ ) ' \$ & ( \* 1 % ' 9 ' & / \* # \* & : & \$ & : \* & ( \$ 0 # \* & 4 3 4 5

:: ; 3 ; 4

' & & ' ) ) ' 7 ' ) ' ' \* \$ % & - 9 7 ) \* & ( % \* ( ) ' 7 ' ) ' ' \* 8 ; ( 8 4  
# - ) \$ 9 \* \* . % % \* 7 \* & \* . ' ! 8 ; ! 6 4  
& \* & \* ( \* / \* & % \* 6 " ; 4 ! "

\* \* & (\* ( !"  
# \$ % & ' & \$ % & (

	!"!!	!"!!	!"!
	> % ( , *		
*/ * & % * \$ / * & # * & & @ ( / & * ( ( % '\$ & A' ) ) & ( ## ' , '\$ & 2 \$ / ' & * \$ . & ' \$ 7 \$ * \$ / * & # * & \$ . & ( ) % ( * & ( * # ' . * * ' . & ( 7 * 1 % * & / * # * & ' & \$ # * ) * \$ . * / ' * & ( - \$ ( % * * / * & % *	5 " 5 2 6 3 6 6 6 5 !" 8 5 4 ; 6	2 ; 4 ; 4 6 3 ; !" 8 5 ! 3	2 2 5 4 3 5 " 5 5 6 3 ! ; ! 8 4 4 5 " !

	4 8 6	5 "	6 ! !
+ - * & * (* # ' \$ & ( & \$ & : - \$ & \$ * ( * * % ( * & % - - \$ ( # ' & ' / * % - - \$ ' ) ' 9 \$ - * ' \$ & & ( # ' & * & & * - \$ & \$ * ( * * & ' ) ) 9 \$ - * ' \$ & - * ' ) - % - \$ * & ( %	; 5 !" ; 6 6 ; ! 6 : ! 4 6 8 "	3 ; 3 !" ; 8 5 ! ! 3 ! ! 8 3 ! 6 6 4 8	3 ! " 3 ! ! 6 4 ! 5 8 !" ! 4 ! 6 "

	4 8 !	6 6	4 ; 4
& & % ) \$ - * ' & , % - ) % 7 * . \$ * * ' * ( . % & ( ) * ' * ( * & ( \$ 0 # * & \$ & ' 7 % ' \$ &	6 "	8 " 4	3 ! 4 5

& & % ) % - ) %

>

\* \* & (\* ( !"  
# \$ % & ' & \$ % & (

	!"!!	!"!!	!"!!
	>%( , *		
& & % ) % - ) %	2	6 2	4 ; 2 3 ; 5
1 % ' ' '\$ & \$ . & , ' 7 ) * - ' ) * & * \$ . - \$ ** ( \$ ! . & ' - \$ )		6 3	< ! 8 . < 4 4
# \$ ' C ' '\$ & \$ . & , ' 7 ) * - ' ) *		6 3	6 4
	2	4 5	; 5 2 ; 3 ;
& , * ' & - * - ' ( * + - * & *			< 4 € < 3
* * * ' & & * (* 7			; ; ; 3
* (* 7 7 * , ' eq CE `S6° pV 'eq CE •...rdÀ CE 4` A OFp Á#F ôg 4` ôg 4` ôg 4` ôg 4` ôg 4` ôg 4` a w yH A FsP •			

\* \* & (\* ( !"  
# \$ % & ' & \$ % & (

!"!!

!"!!

& & % ) % - ) % 2 4 ; 2 3 ; 5  
\* # & \$ . . \* ' & , @  
# \$ ' C ' \$ & \$ . & , ' 7 ) \* - ' ) \* 6 3 6 4  
& \$ # \* . \$ # \* 1 % ' 9 ' & / \* # \* & < ' < ; !  
\* \* \* ' & \* # - ) \$ 9 \* \* . % % \* 7 \* & \* . ' < 6 < ; 4

& , \* ' & & \$ & \$ - \* ' & , 0 \$ A ' & , - ' ) @ ; 8  
\$ % & \* \* ' / 7 ) \* < !! < ;  
\* - ' ( \* + - \* & \* < 4 € < 3  
\$ % & - 9 7 ) \* & ( ' < # ` 7 ` I & X Y I À I À I Ç ` A E † À A 2 D 0 0 0 0 0 0 \$ ##### C E \$ -

\* \* & (\* ( !"  
# \$ % & ' & \$ % & (

) \*\* 4 @ D Q T E Q S V 2 0 2 0 1 0 E , 2 4 0

B

\* & / \* ' \$ ' & & ' - \* < ' D & / \* D \$ 9 \* \* % & ( \* \* % \$ ' \$ 9 \* & / \* ' \$ ' & & ' - \* , \$ .  
\* \$ / & \$ . & ' \$ 7 B \* - ' # 9 ) \$ . \* & / \* ' ' 9 \$ - \$ / ' ( - \$ : \* \$ & ( % ' \$ & \*  
& ( \$ # # % & ' \* 9 / ' \* B \* & / \* ' ' 9 \$ \$ - \* \* \* \$ ) ) \* , ' \* & ' & ( \* - \* & ( \* & , \$ \$ ) 0 \* ) )  
& % # \* \$ . \$ \* \* ( % ' \$ & \* ) \* ( ' / ' D \$ ) B / • Â 0 ' p Â D Á • \$ L = r B \* | @ \$ Ñ ' ! D D @ D @  
\* & / \* ' ' 9 & \$ : . \$ - : \$ 2 . @ • @ G V F ` - à Æ H \$ Ê B ð ð p R B N ¼ ! ' ò ! V p \* ë Â • \ V p r Á • P P € p Ç , ` <

\* \* & (\* (

\* \* & (\* ( !"  
# \$ % & ' & \$ % & (

---

< = + - \* & \* % & ' \$ &



\* \* & (\* ( !"  
# \$ % & ' & \$ % & (

---

' & & ' ) & % # \* & < \$ & ' & % \* ( =  
' / ) % \* \* # \$ % & . \$ 0 ' & \* \$ % ) 7 \* \* + & , \* ( \$ ) ' 7 ' ) ' \* 9 ) \* ( 7 \* 0 \* \* &  
A & \$ 0 ) \* ( , \* 7 ) \* 0 ' ) ' & , - F \* ) ' & & , & # & ' \$ & \$ & \* # \* % \* # \* & ( \* B  
\* & / \* ' 9 \* , \$ ' C \* ( F \* & ( ) ' 7 ' ) ' \* \* ' \* ( . ' / ) % \* & \$ & \$ . \* . '  
' / ) % \* ) \* / \* ) . \$ ) ) \$ 0 @  
' = \* / \* ) : . \$ ' & % # \* # \* % \* ( % & ( H % 1 % \$ = ( ' \* ' & ' / \* # A \* . \$ ' ( \* & ' ) \* \$  
) ' 7 ' ) ' \* \*  
' ' = \* / \* ) ! : . \$ ' & % # \* & # \* % \* ( % ' & , ' , & ' . ' & \$ 7 \* / \$ 7 ) & ( & = % ) 9 ' \* \* ( '  
' ' ' = \* / \* ) : . \$ ' & % # \* # \* % \* % ' & & - % \* & \$ 7 \* ( \$ & \$ 7 \* / 7 # \* A \* ( \$ % ' & ,  
' / ) % ' \$ & \* ( \$ & 1 % \$ \* - ( ' \* . \$ ' # ' ) ' & % # \* & & ( \* ' , & ' . ' & \$ \* . ' / ) % \*  
# \* % \* # \* &  
\* \* ) ' C ; ( ' & < ) \$ \$ & ) \* \$ . ' & / \* # \* & \* ( ' . \* \* & 7 \* 0 \* \* & \$ \* \* ( \* \* / \* ( & ( \* / \* , \*  
\$ \$ . ' & / \* # \* & \$ ) ( B  
& / \* # \* & & \$ # \* \* \$ ( \* \$ & \* % 7 ' & ( ' & ) % ( ' & \* \* ' & \$ # \* ( ' / \* ( \* & ( & ( \* ) ' C \* ( ,  
' & \$ ) \$ \* B  
& ' \$ \$ \* \* ' & \* # \* & \$ ) ( ' \* ) 9 ' 7 % 7 ) \* \* 1 % ' ' ' \$ & % \$ ( ' - \$ \$ .  
' & & ' ) \* \$ . ' & & ' ) ) ' 7 ' ) ' \* B % ) & ' \$ & \$ ' & % \* ( \* \* + - \* & \*  
\* ) ' C \* ( , ' & \$ ) \$ \* B  
< = & ( 1 % ' / ) \* &  
& ( \* 1 % ' / ) \* & & ) % ( \* \$ & & ( 7 ) & \* 0 ' 7 & A & ( ' , ) 9 ) 1 % ' ( # - \$ \$ & \* 9  
#  
0 # ' 7 ' ) | T | C h @ B 2 @ \$ & . ' # A r @ , A C E D 0  
A A t e N A @ 0

\* \* & (\* (







\* \* & (\* ( !"  
# \$ % & ' & \$ % & (

4 , . 6 \*

	!"!!	!"!
\$ #' \$ & \$ * & ( \$ * (*7	2 4! 8	2 48 6
% - -) **#& 9* & '\$ & 7)9	!ε	!5
\$ ) )\$ & , * # (*7	2 4! 5	2 48 3



\* \* & (\* ( !"  
# \$ % & ' & \$ % & (

4 ! \*

\* & /\* ' 9 \$ - \* ' & , \* \$ 7 ) ' , ' \$ & \$ / \* \* 1 % ' - # & & ( 7 % ' ) ( ' & , \* ' & \* , \$ \*  
& /\* ' F \$ - \* ' \$ & B ) \* \* \$ 7 ) ' , ' \$ & - ' \* / ' \$ % \* % - \$ & ( ' & ) % ( ' & , % ! " ! ; B  
\* & & % ) # - \* & 9 ( % \* . \$ \* \* \* & ( ' & , \* . \$ ) ) \$ 0 @

---

	* * % *
! " !	2 ; ! 2 ; 2 ! 3 4
! " ! 8	3 5
! " ! 4	3
! " ! 6	8 6
! " ! 5	3
* * . *	! " ! "
\$ ) \$ & % ) \$ 7 ) ' , ' \$ &	2 ; ; 8 2 ; 2 " 3 5

---

& ( ( ' ' \$ & \* 7 \$ / \* \* & /\* ' , % & \* \* \$ & ( ' ' \$ & ) \$ & \* ) & ( & ( 7 % ' ) ( ' & , % \* ( 8 ; \$ , \* / \* & % < \* D \$ - \* D 9 - \$ . ' \* ) ' \$ & 0 ' - B \* & /\* ' ' 9 A \*  
\* - \$ & ' 7 ' \$ ' & % ' & , \* ( \* 7 \* / ' \* \$ / \* , \* ' \$ & \* \$ - \* \$ \* & \$ , \$ 7 \* ) \$ 0 B " @ B " B  
\* \* / \* & \* \$ - ) 9 7 \* ) \$ 0 ' \$ 0 \$ % ) / ( \* 7 \* 9 \* 1 % ' \* ( \$ ) \* \* - \* ' & \*  
& \$ # ) \$ # # \* ' ) \* & \$ \* & % \* & \$ \* ' \$ & € D O K @ E A G \* \$ \$ & \* \$ \$ # € D - D € & p 2 2 2 2 2 2



\* \* & (\* ( !"  
# \$ % & ' & \$ % & (

---

4 -

( 3 7

\* & '/ \* ' '9





\* \* & (\* ( !"  
# \$ % & ' & \$ % & (

---

\* & '/ \* '\$9 '&&' - \*, % \*\* ( \* & '\$ & ) & < \$ & '& % \* (=

' ! ) !  
\* & '\$ & \* - \$ / ' ( \* ( \$ & \* 7 ' \$ . .' & ) / \* , \* \* & ' & , & ( \* / ' \* B \* \$ . # + ' # 9

\* \* & (\* ( !"  
# \$ % & ' & \$ % & (

---

\* & '/ \* '\$9 '&&' - \*, % \*\* ( \* & '\$& ) & < \$& '&%\* (=

---

&\* , - . ( ! / ! \* + ' + ,

\* \* & (\* ( !"  
# \$ % & ' & \$ % & (

---

\* & '/ \* '\$9 '&&' - \*, % \*\* ( \* & '\$& ) & < \$& '&%\* (=

! + + ( (, / ( , / 6 / 3

---

	!"!!	!"!!
' \$%& *	4 B K	4 B K
\$ : * ' * # * & ' & (* + ' & ,	" B ! K	" B ! K
* \$ . ) ' & @ * *	B ' K	B ' K
+ - * * ( * \$ . * % & \$ & - ) & *	4 B K	4 B K
! + + ( (, / ( , * ! !		

---

!"!!      !"!!

' + ,