

Finan

Financial Statement

UNIVERSITY OF
TRUSTEES

Years

ended Dec

000000

000000

Financial Services Commission


Treasurer for Financial Services Commission
Emergency Financial Services Commission
Chairman of the Financial Services Commission
Chairman of the Investment Financial Services Association
Chairman of the Financial Services Commission

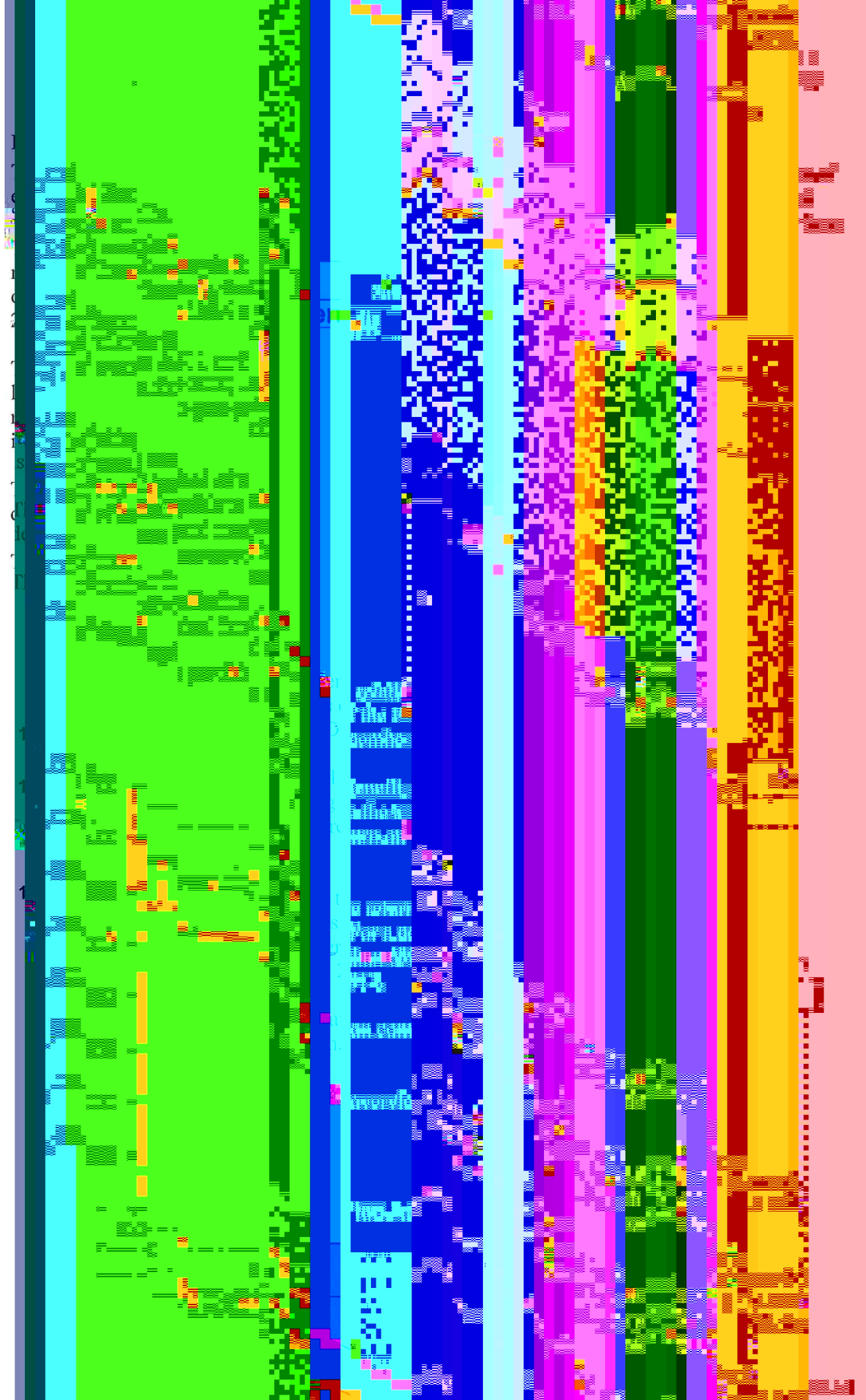
Financial Services Commission
Financial Services Commission
Financial Services Commission
Financial Services Commission

1
2
3
4

The
sho
no

Fig
The
Per
Jan
info
Char





V
T
ba

A
w
Ja
si
th
inv

It i
tha
the
uni
am

M
<http://>

Co
Ac
the

Th
mi
ear
bas
Un
co
the

Th
ac
im

Th
ind

o
as

y
L
y
A
m

n
i
a
ic

o
e

n
e
o

by
a

ac
ci

a
s

u
ct

ne
d

om
Ch
ene
ma
00
con
to a
itine

and
equi
othe
eme

inio
n fr

arie
, il val

ease
ents
nicip
n oate
nptid
20
ins

does
does
As a
aff
ation
resu
on ins
with
ic to the

at:
ees

DB
and

The

in

Co

Di

Di

Di

Di

Di

DB

DB

DC

DB

DB

DB

DB

DB

DB

Be

Be

Be

Be

Be

Be

Be

Be

Be

Be

Be

Be

Be

Be

Be

Be

Be

Be

Be

Be

Be

Be

Be

Be

Be

Be

Be

Be

Be

Michael En

nsi

Winni

pe

Get I

Con

24thro

l

nt, 20

oinet

han

m t

ge D

stat

ndin

nd

ity

an l

ed

mp

ie Sun

is func

ie Sog

of inv

d line

es

maiz

zes

5

0

8

1

6

6

3

0

1

2

on cor

un Lif

mp

ie f

is func

ie Sog

of inv

d line

es

maiz

zes

5

0

8

1

6

6

3

0



1

2



d by


slies

vers




3
r
U
or
pa
h
pr
re
re
nc
a
rc
ea
ea
K
—
B
V
D
Ju
ill
ic
g





W
a
n
fr
A
C
c
s
re
A
in
a
e
p
a
e
a
w
W
p



U
St
Ye
(€

I

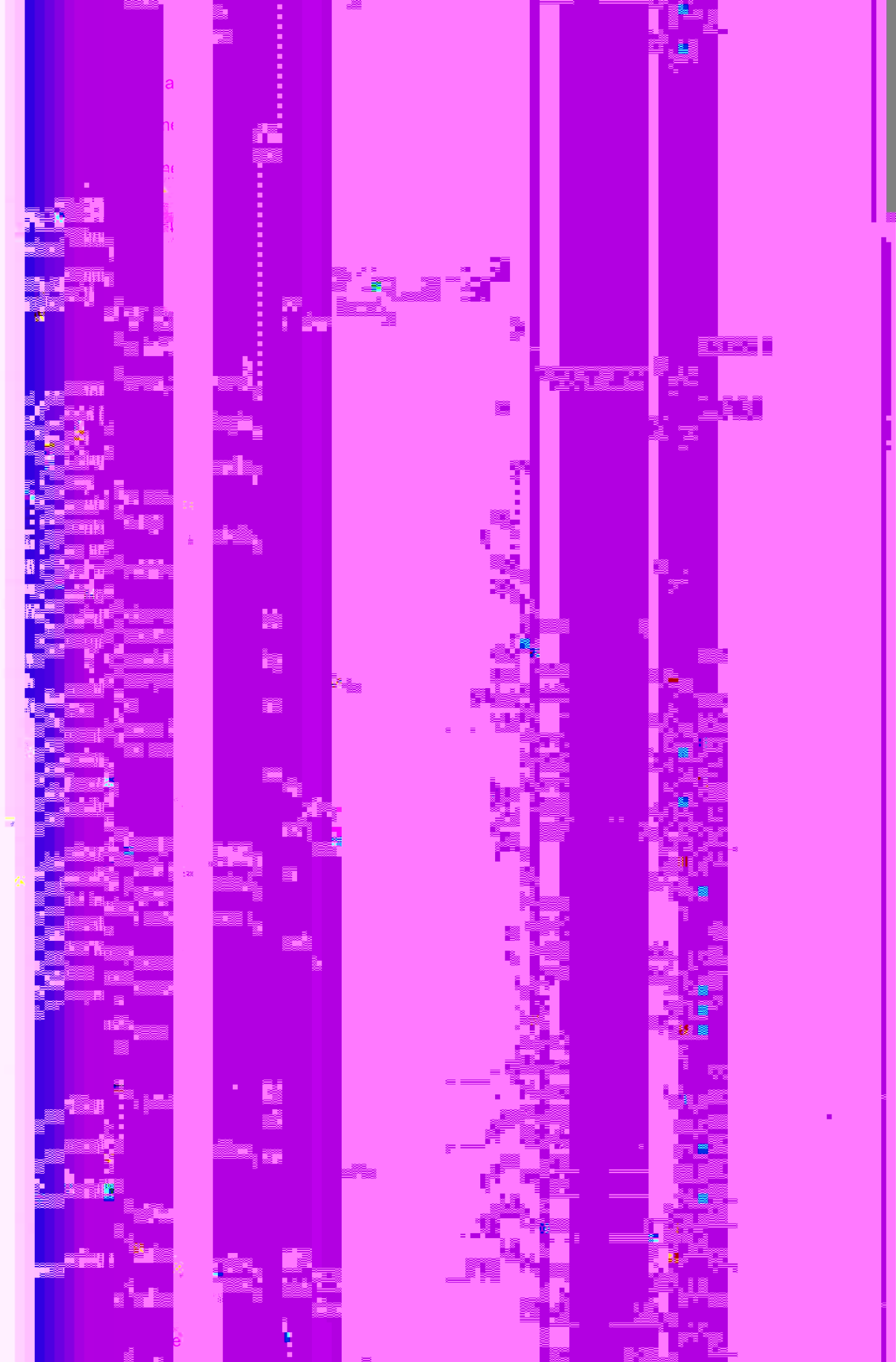
D

N

N

N

Sec



UNIVERSITY OF WINNIPEG ELECTRICITY

UNIVERSITY OF WINNIPEG ELECTRICITY

Statement of Financial Position


As at December 31, 2018

	2018	2017
Assets		
Current assets		
Cash and cash equivalents	1,234,567	987,654
Accounts receivable	5,678,901	4,321,098
Prepaid expenses	123,456	234,567
Other current assets	345,678	456,789
Non-current assets		
Property, plant and equipment	12,345,678	11,234,567
Intangible assets	2,345,678	1,234,567
Other non-current assets	456,789	345,678
Liabilities		
Current liabilities		
Accounts payable	3,456,789	2,345,678
Other current liabilities	1,234,567	2,123,456
Non-current liabilities		
Long-term debt	8,901,234	7,890,123
Other non-current liabilities	456,789	345,678
Equity		
Contributed capital	1,234,567	1,234,567
Retained earnings	10,112,345	9,012,345
Other equity	345,678	234,567

The accompanying notes are an integral part of these financial statements.

The University of Winnipeg Electricity is a not-for-profit organization. The financial statements are prepared on the accrual basis of accounting and follow the International Financial Reporting Standards (IFRS) as issued by the International Accounting Standards Board (IASB).


The University of Winnipeg Electricity is a public utility. It is subject to various regulatory requirements and is subject to the oversight of the Manitoba Public Utilities Board (MPUB). The University of Winnipeg Electricity is a member of the Manitoba Public Utilities Board (MPUB).



INT
mma
cem
De

Def
ned b
xed in
F
anadi
O
S. ec
U
terna
In
S
hort-t

Def
ned c
De
al inve
te



CITY OF WINNIPEG
Statement of Financial Position by Segment

11

Assets

Cash

Contributions

Merchandise

Uninvested

Investments

Investments

Liabilities

Accounts Payable

Due to Other

Net Assets

Other

Deficit

Over

Receivables

Accounts Receivable

Due from (to) Other

Accounts Payable and accrued liabilities

Due to City of Winnipeg

Liabilities for Benefits

Pension Benefits

Assets Available for Pension Benefits


Table with multiple columns and rows containing financial data. The table is partially obscured by a large black redaction box in the center. The visible text includes various financial figures and headers, but the specific values are mostly illegible due to the redaction.

U
Cl
Ye

1
fo

N
be

N
er



U
N

Y

1.



UNIVERSITY

Notes to the

Financial Statements

for the year ended

31/12/20

2020

2. Significant

(a) (i)

(ii)

A vertical column of navigation icons typically found in PDF viewers. From top to bottom, the icons are: a blue upward-pointing triangle, a blue downward-pointing triangle, a magnifying glass (search), a circular arrow (refresh), a document icon, a double-headed arrow (zoom in/out), and a square icon.

UNIK

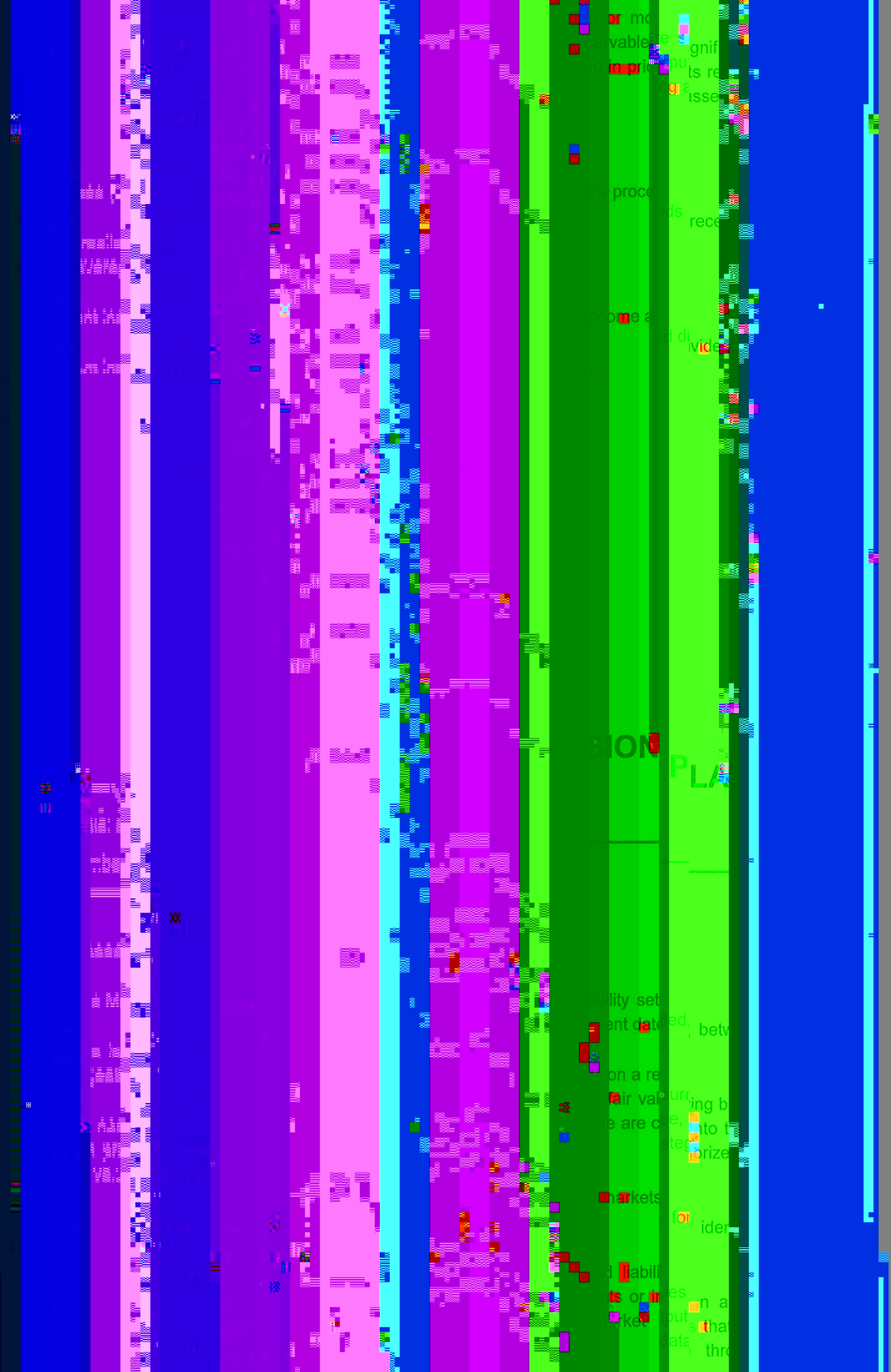
Notes to

Years er

2. Si

(b)

2.



2. Sign

(f) F

(g) T

(h) U

(i) F

Y
S

er

er

ir

allic

er

u

e

ti

tr

re

at

e

re

co

cr

ss

je

ic

ail

lids

e

for

our

c

ur

c

ic

or

UNIV

Notes to the

Years ended

3. Sur

The seg
ben
app
\$6,
vary
(\$46
hav
the

4. Ris

Fair
folc

(a)

U
No
Year

4.

10 | 1:27

er

e raly
aus
sub

ed
se
jet

n
ne
ng
s

ye
te
ms
g
tat
re
rc
po

ve

an

te
n

n
fi
st
g
e

m
e
se
st
a
C
ve

ve
te
n

UNIVERSITY

Notes to the

Years ended

4. Risks

Financial

the Financial

Financial

Financial

Financial

Financial

Financial

Financial

Financial

Financial

Financial

Financial

Financial

Financial

Financial

Financial

Financial

Financial

Financial

Financial

Financial

Financial

Financial

Financial

UNIVERSITY

Notes to the

Years ended

4. Risk management

(i)

(iii)

(b) Credit

All

The

inv

hav

obl

fron

Cr

AA

AA

A

B

at

17

2

8

2

5

U

in

in

in

in

fa

s

ac

3

or

a

an

im

18

in

(

iv

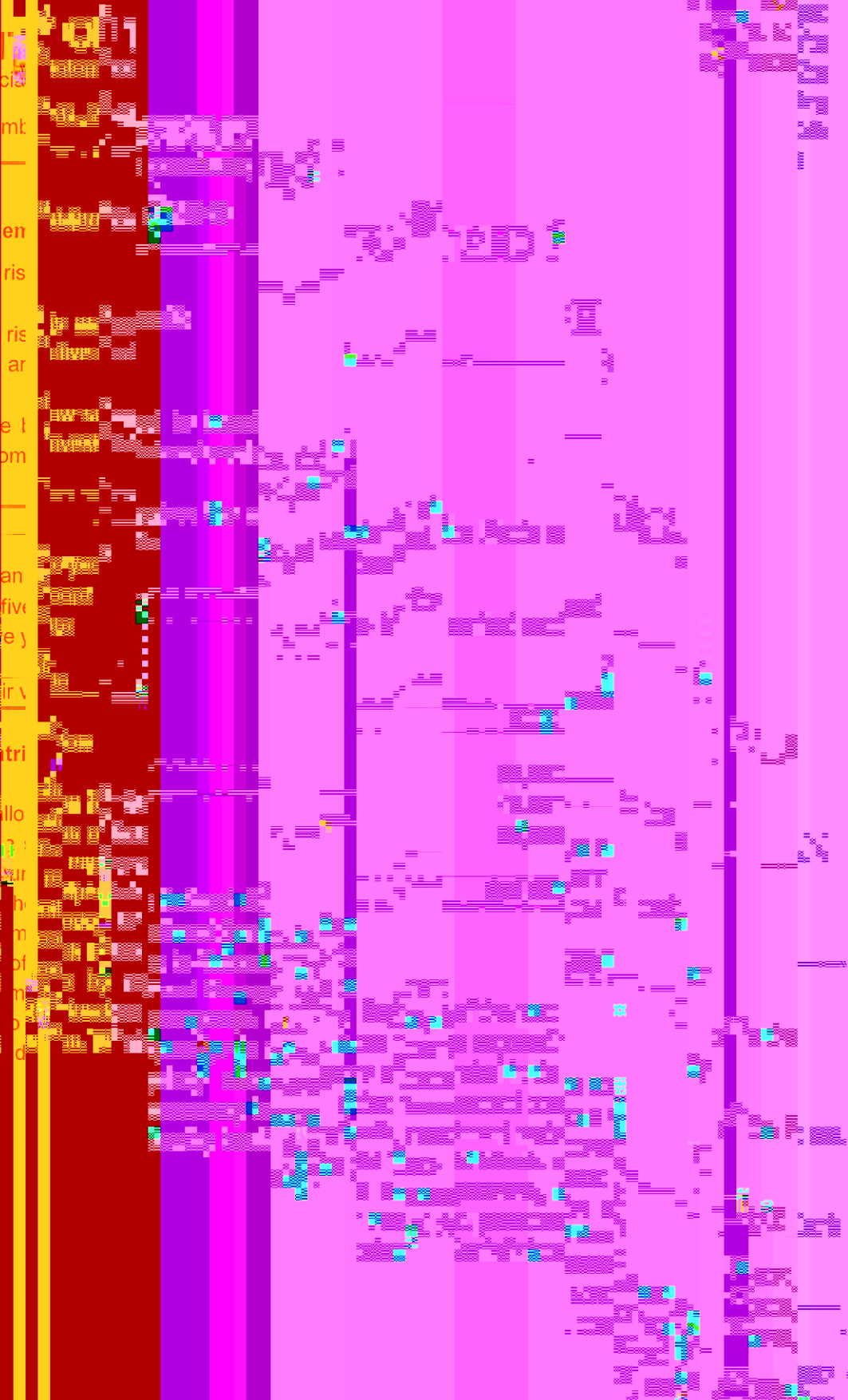
ol

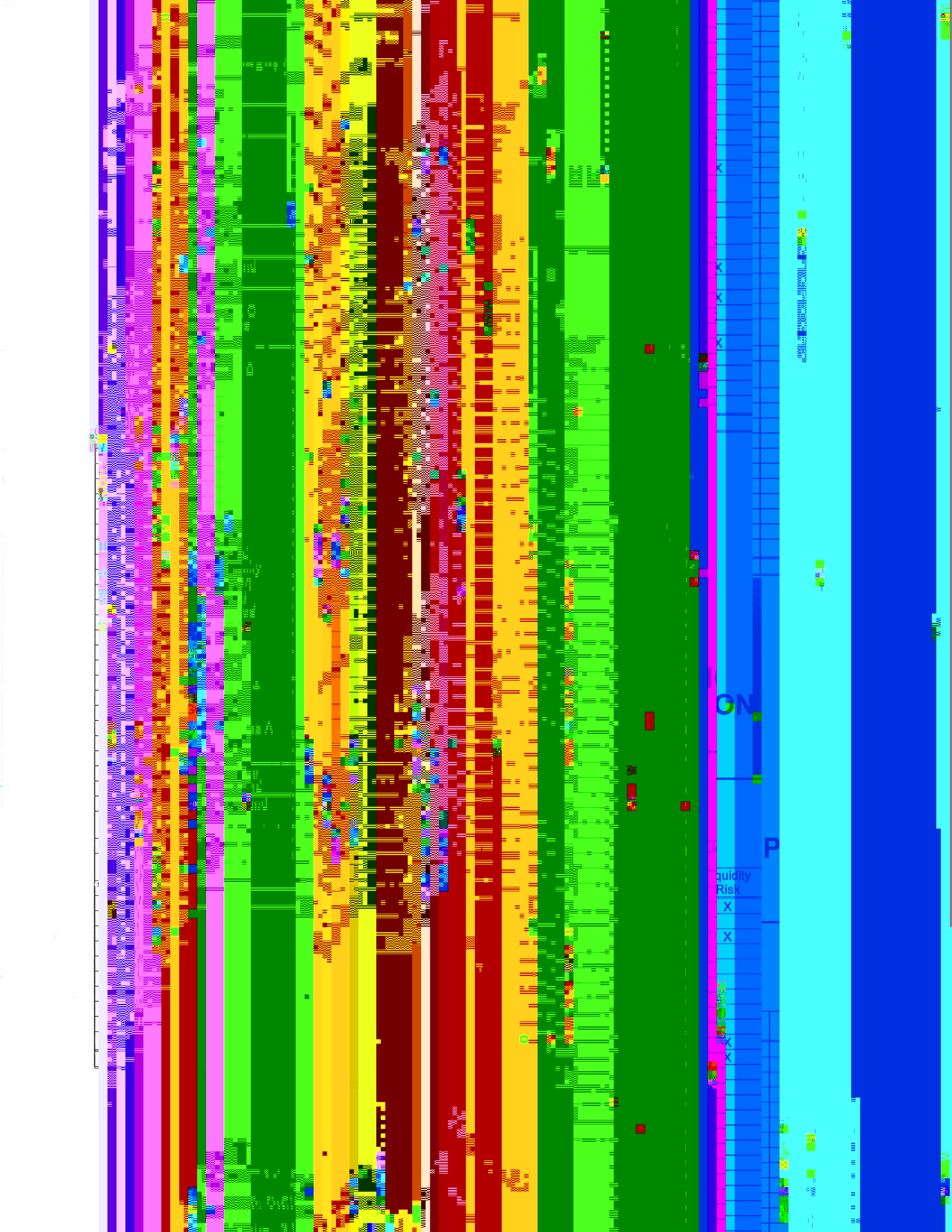
rd

it.

4. Ri
(c

De
Inv
me
Se
me
inc
res
fu
ad
inve






UNI

Notes to

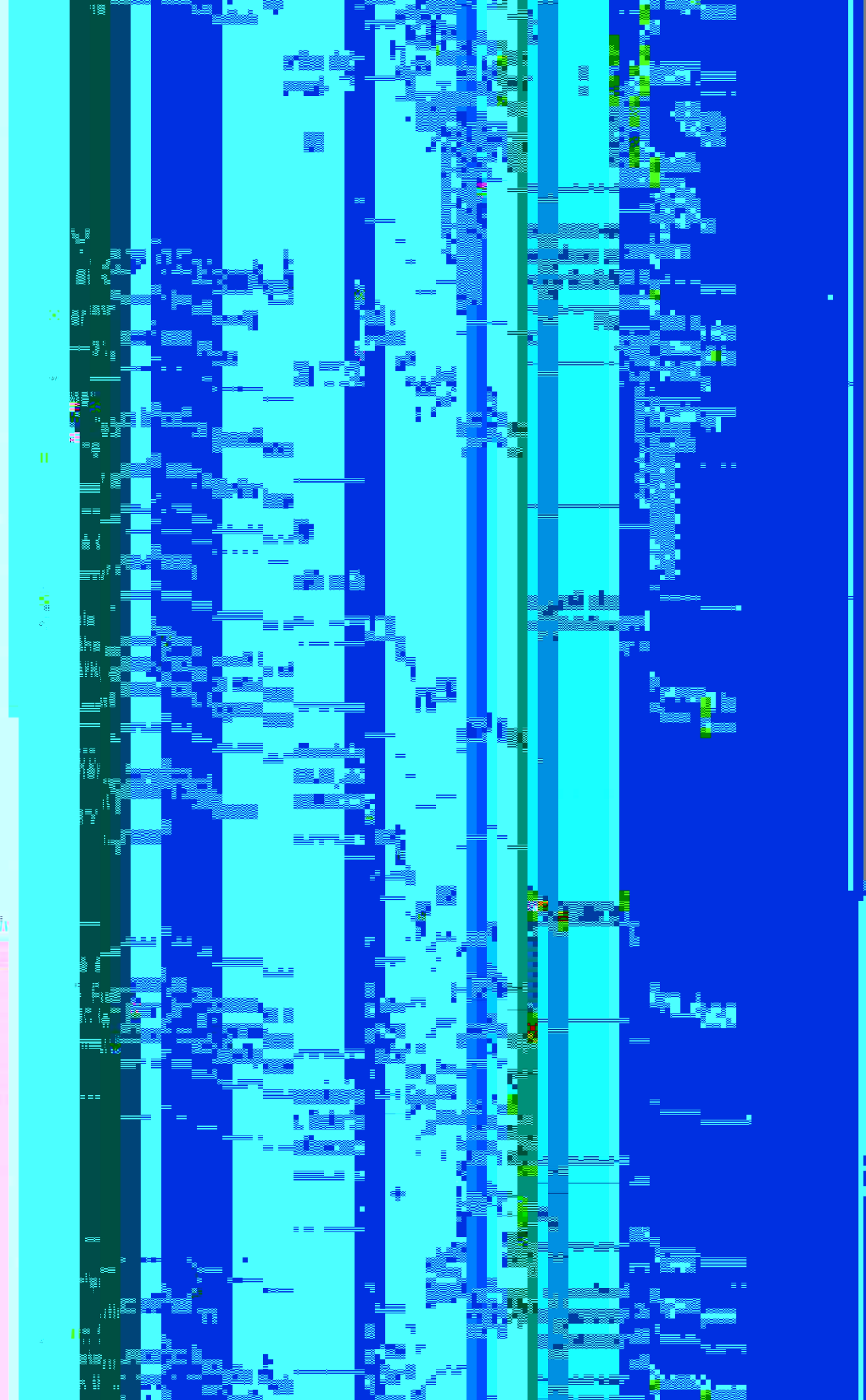
Years ended

5. Other

(a)



(b)



U

Not

Year

6.

7.





8.

Cap

The

it's

ain

top

Bar

fi

The

Notes

un

man

men


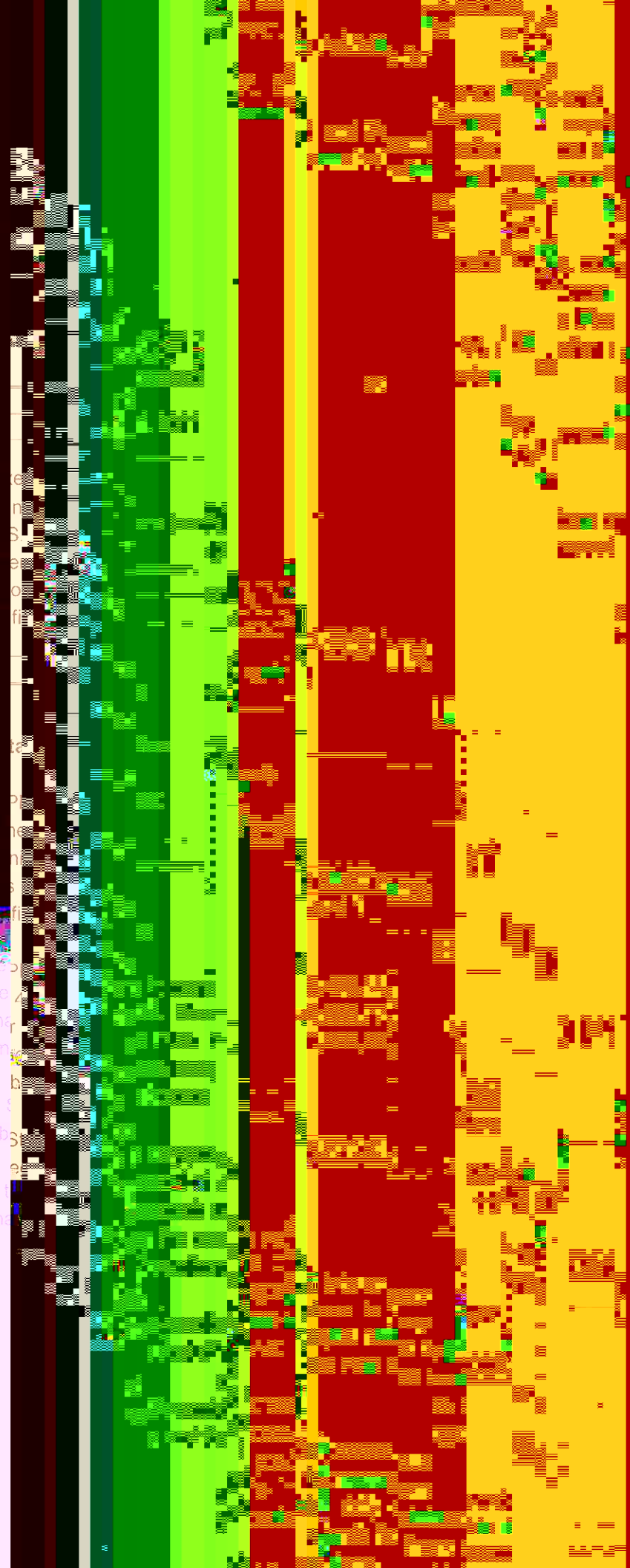
re

the

be

For

man



UN
Notes
Years

5.

19.

R
o
u
s
A
r
e
a
F
o
r
C
o
p

