

How to Apply & Register

English Language Program

The University of Winnipeg



THE UNIVERSITY OF
WINNIPEG

UWinnipeg's English Language Program (ELP) delivers high quality programming to international and domestic students seeking to enhance their English proficiency. ELP offers a certificate program for those seeking to teach English as an additional language to adults, as well as customized programming and private tutorials — including communication coaching and workplace communication skills enhancement for internationally-educated professionals.

This guide will help you to:

Create Your Account

- Go to the ELP website at <https://www.uwinnipeg.ca/elp/> and click the **FYUXm'hc'5dd'm'V i h hcb.**
- Click the **APPLY ONLINE** button at the top of the page to access the ELP online application.

Current Students Faculty & Staff Alumni Community Visit Donate

THE UNIVERSITY OF WINNIPEG

Admissions | Academics | Campus Life | About Us

English Language Program

Home

Ask About ELP

Hybrid Delivery Method

English Language Programs

1. Choose your program

2. Review

3. Prepare

4. Submit your application

APPLY ONLINE

Scholarship Opportunities

Viewbook

Contact Us

READY TO APPLY?

After we receive your application form, application fee and tuition deposit payments, we will send you an official "Letter of Acceptance" (LOA) for each session for which you have paid a tuition deposit/applied.

Please call us at 204.982.1703.

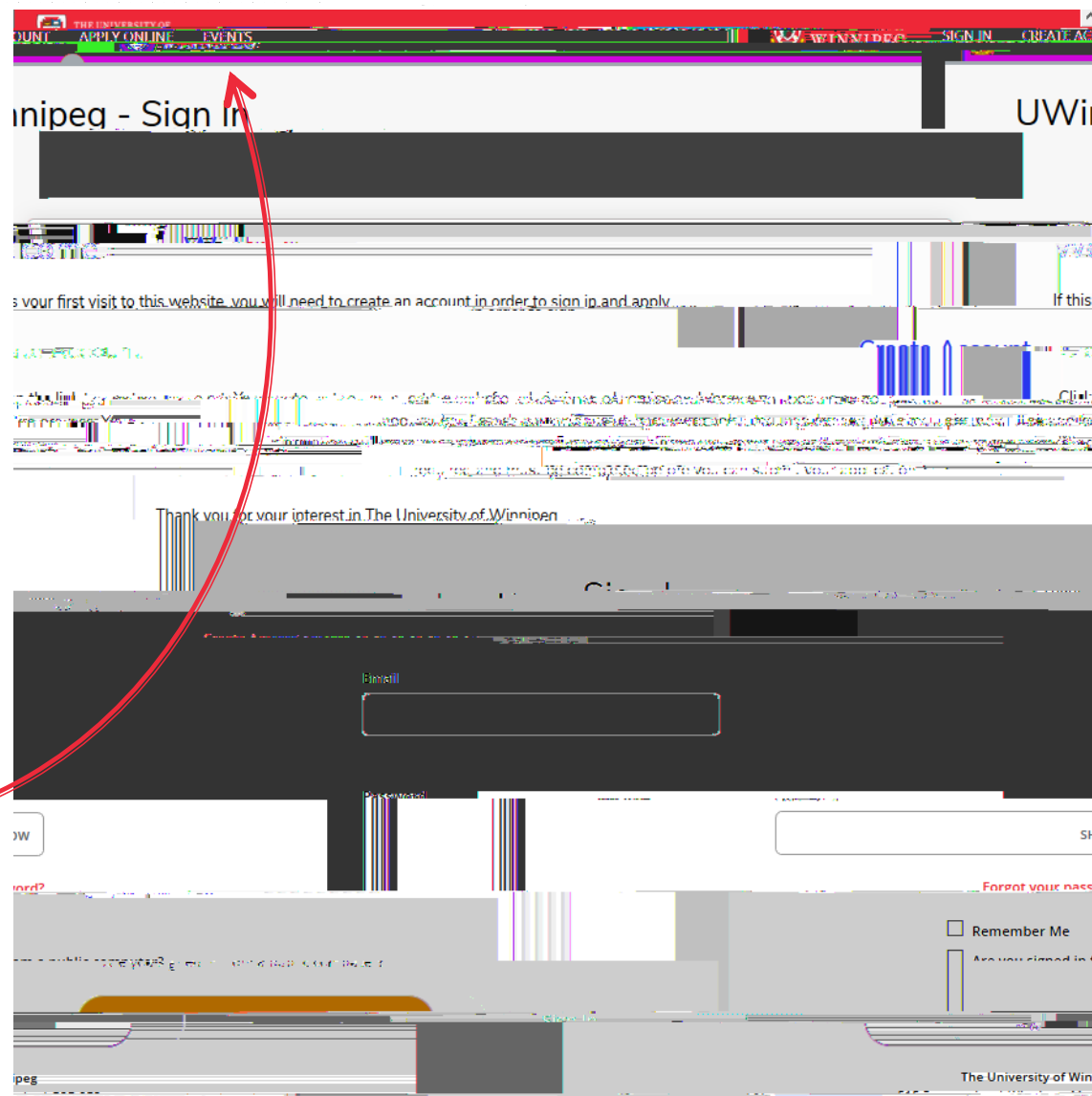
Application Deadline

The program application deadline is two weeks before the program start date. Applications received past the application deadline may not be available.

WINNIPEG

Sign In

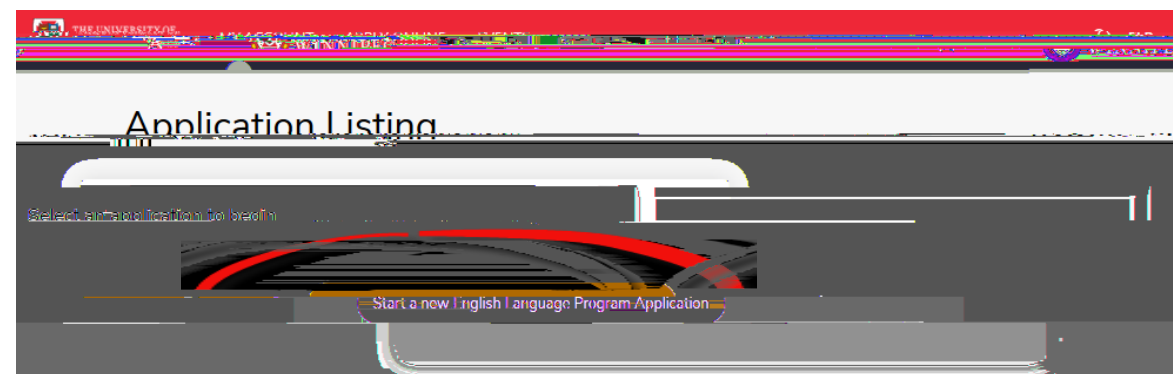
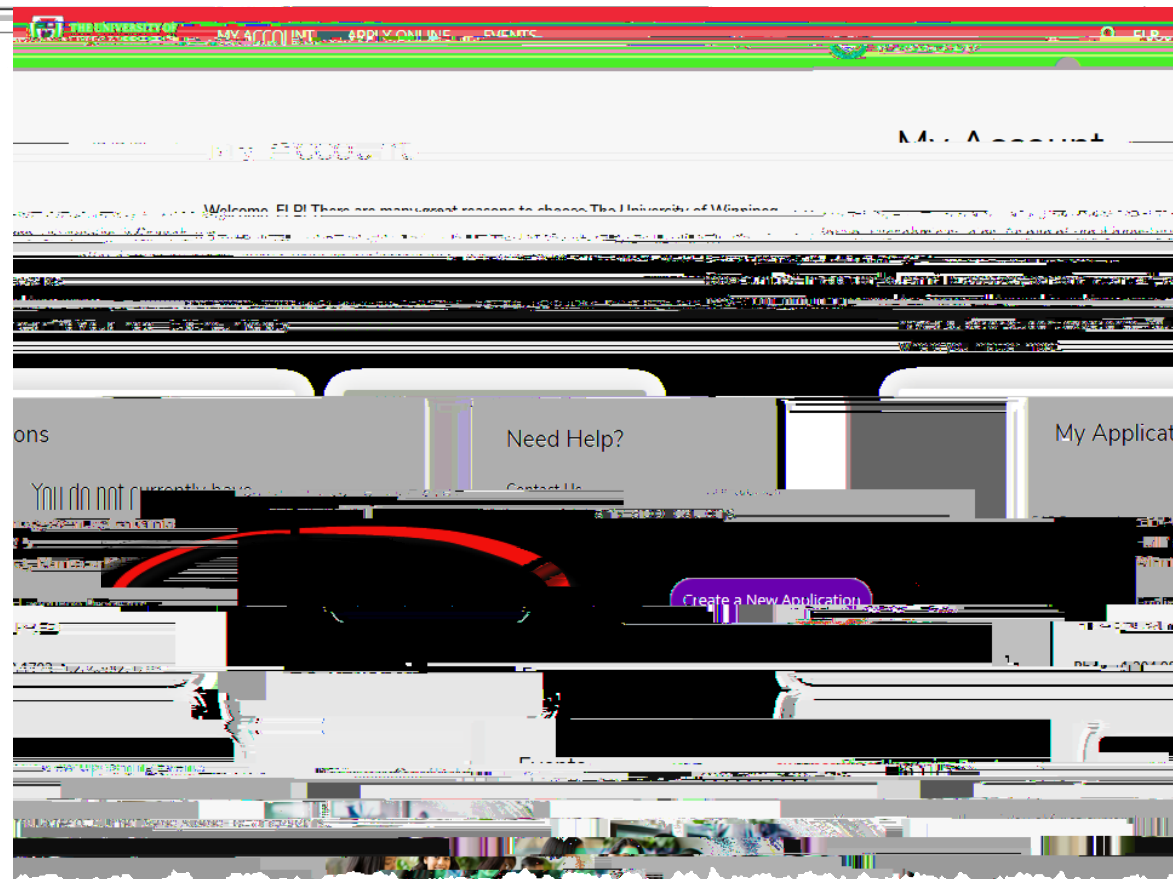
- After you create your account, you will automatically be signed in to the ELP application.
- At any time if you leave the website, you will be required to **Sign In** to continue with your application.
- If you forget your username and password, click the **Forgot your password?** link.



Start Your Application

- Click the **Start a New Application** to create your application.
- You can view upcoming events by clicking the View Upcoming Events link.
- On the next page, click **Start a new English Language Program Application**.

Need Help? Contact ELP at 1.204.982.1703 or infoelp@uwinnipeg.ca



2014-2015 FISCAL YEAR

8/1/14 WINNIPEG

Health Insurance

- **Health coverage** is required when in Canada and must be purchased through The University of Winnipeg.

- **+health insurance**

KWWSV ZZZ XZLQQLSHJ F
KHDOWK LQVXUDQFH KWPC

Need Help? Contact ELP at 1.204.982.1703 or infoelp@uwinnipeg.ca

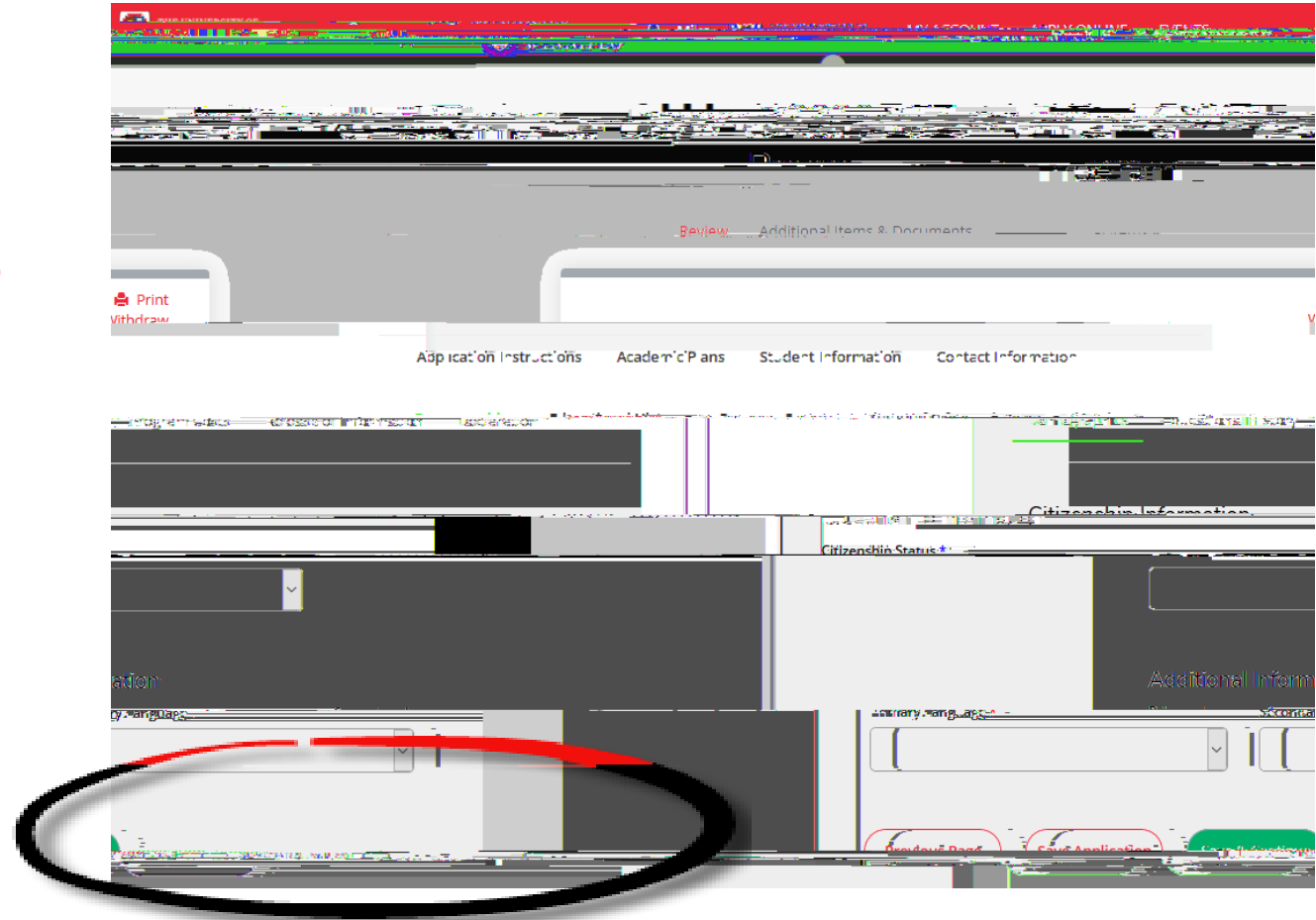
The screenshot shows the website for the English Language Program at the University of Winnipeg. The page title is "Health Insurance". The main content area features a "guard.me" logo and text stating that health insurance is required for international students. It mentions that a plan is provided by GuardMe and that students must purchase it. A sidebar on the left contains a navigation menu with items like Home, Ask About ELP, Hybrid Delivery Method, English Language Program, Professional Programs, EAL Teacher Certificate Program, Program, Student Life, Accommodation, Health Insurance, Student Wellbeing, Socio-Cultural Activities, ELP Conversation Club, Student Resources & Events, Student Testimonials, Planning Your Trip, Educational Events, and Scholarship Opportunities. The contact information for the program is listed as Email: infoelp@uwinnipeg.ca and Call: 204.982.1703.

Complete Your Application

- The sections of the application will

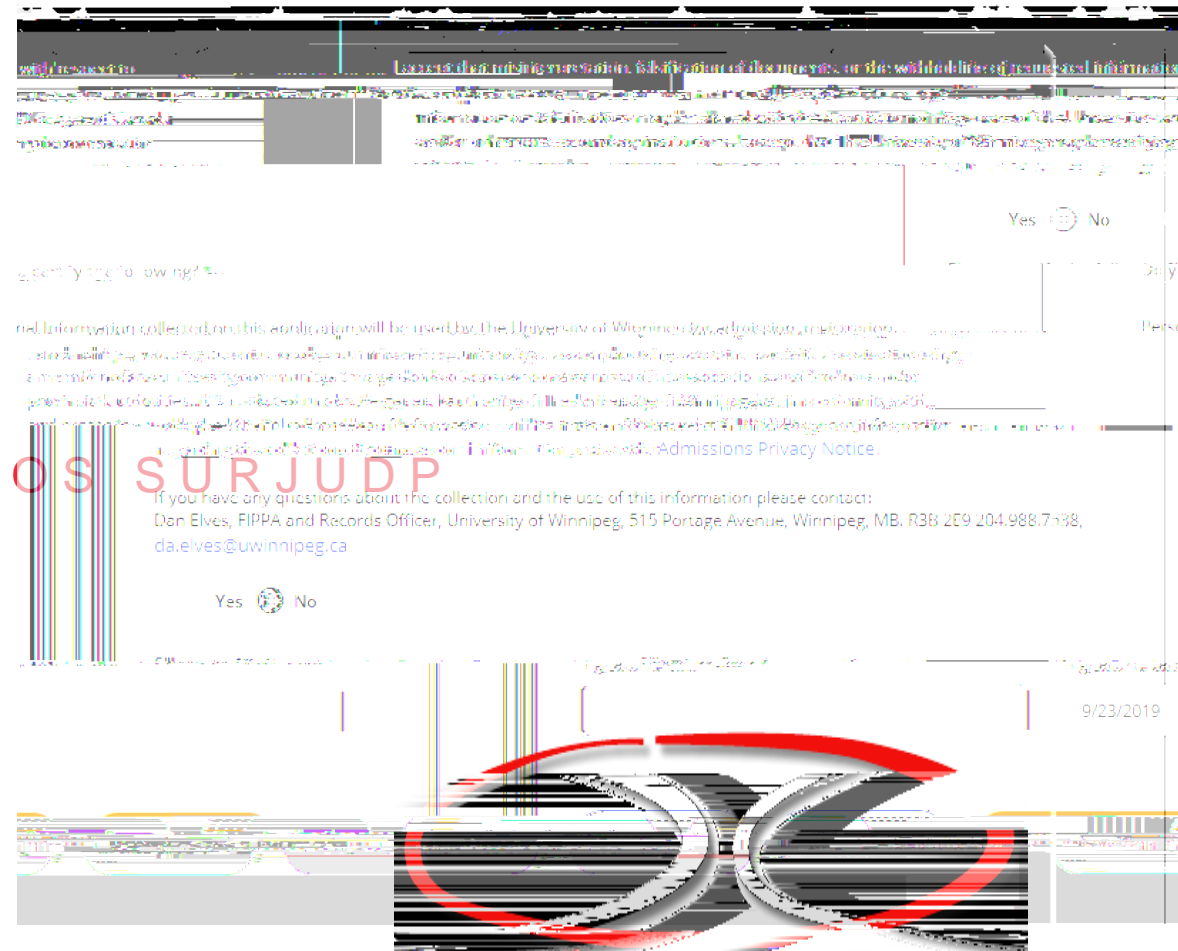
Complete Your Application

- Move forward in the application by clicking the green **Save & Continue** button at the bottom of each page.
- You can save your application and return it at any time by clicking the **Save Application** button.



Complete Your Application

- Before submitting your application:
 - Read through the **ELP Policy**
 - Preview your application to ensure it is accurate and complete by clicking the **Preview Before Submission** button.
 - Make any corrections before you submit your application.
- Click the **Submit Application** button to send us your completed application.



Pay Your Deposit

- You will receive an email with your UWinnipeg username, password, and student number.
- You will also receive an email showing the deposit amount you must pay.
- This amount may include an application fee D Q G tuition deposit
- Your application will not be reviewed until your deposit fees are paid in full.

You can pay through:

Visa or Mastercard (Colleague Self-Service)
Flywire (international students)
In-person using debit card
Cheque or Money Order (Canadian banks only)

For more information about paying your fees, visit:

[K W W S V Z Z Z X Z L Q Q L S H J F D H O](#)
[L Q W H U Q D W L R Q D O Z L U H W U D Q V](#)

Letter of Acceptance

You will receive your Letter of Acceptance after you:

Submit your application

Submit your documents

Paid your application fee and deposit payments

Have questions or need help applying?

Contact ELP at:

E-mail: infoelp@uwinnipeg.ca

Phone: 1.204.982.1703

Website: <https://www.uwinnipeg.ca/elp/>